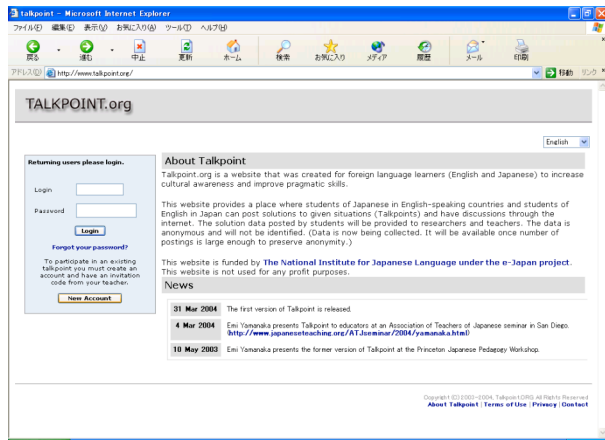


## Talkpoint Project 日本にいる日本の学生と話しながら、コミュニケーションの仕方について考えよう！

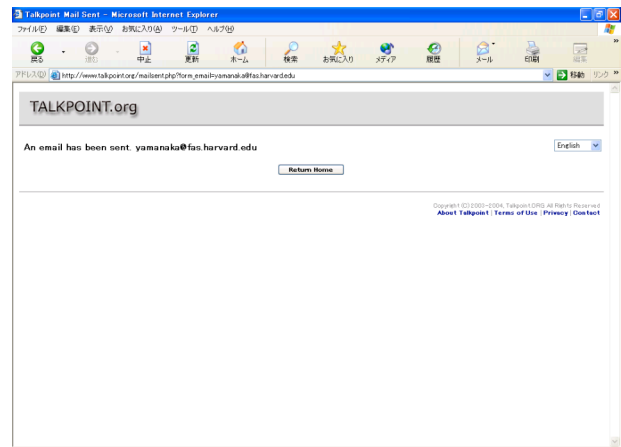
1) Go to <http://www.talkpoint.org>



Login name can be anything.

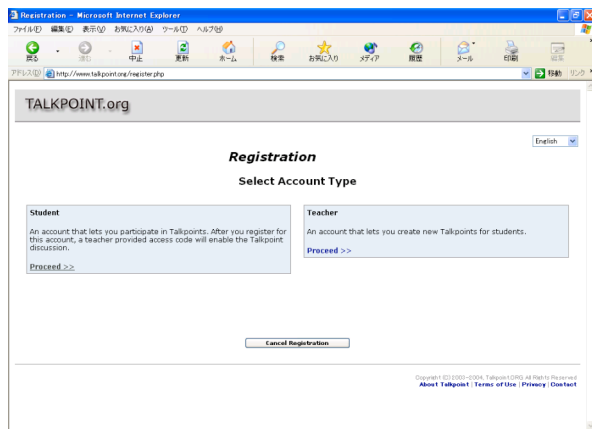
Native country means “the country where you’re most culturally involved with.” Pick one.

5) Email has been sent. Check your email.

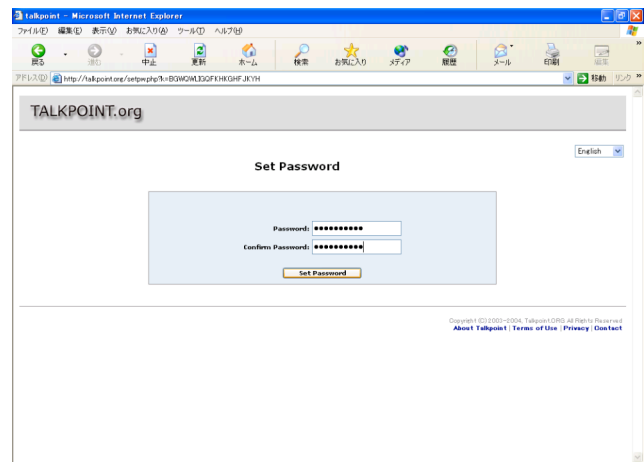


2) Create an account (Click on “New Account”)

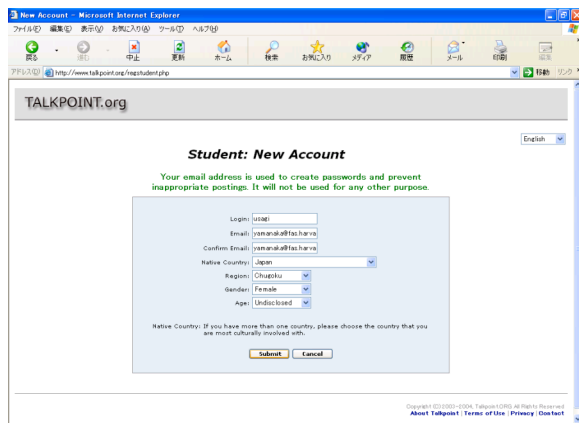
3) Click on “Proceed” under Student on the left.



6) Click on the link in the email and set a password.



4) Input your information



言語の社会的要素について考える

## 7) Log in.

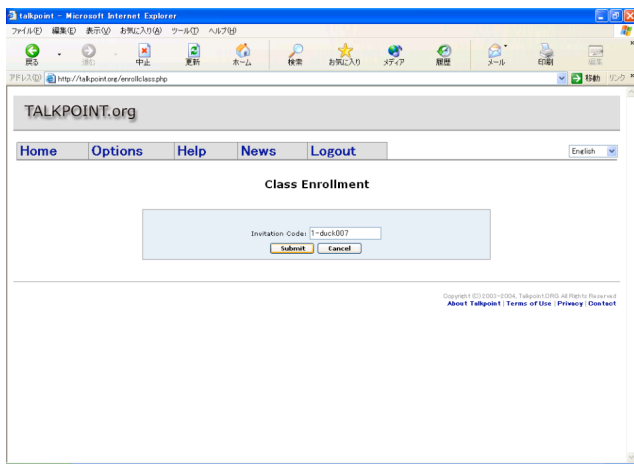


Now you can see other postings written by students in the US and in Japan (unless you're the first person who posted the message. If so, please return to the site later). Compare the two, and analyze the similarities/differences etc. Set "View" to "all classes" to view everyone's posting.

12) Click on "Discussion" after reviewing all the postings and have discussion with Japanese students and students in your class.

Make sure you do this for the both situations.

## 8) Enter class invitation code xx-xxxxx and click on Submit.



## 宿題:

1~10: 月 日 ( ) までに、投稿すること。

11~12: 月 日 ( ) から 日 ( ) までの間に、少なくとも一回ずつ (できれば何回かウェブサイトのディスカッションに戻ってみてください) ディスカッションに参加すること。

9) You will see two situations: one talking with your friend and the other talking with your customer at work. Click on "Post Answer."

10) Read the given situation carefully, and type what you would say in your local language (English) in such situation. Post your answers for the two situations by DATE.

11) DISCUSSION: Month/Day – Month/Day